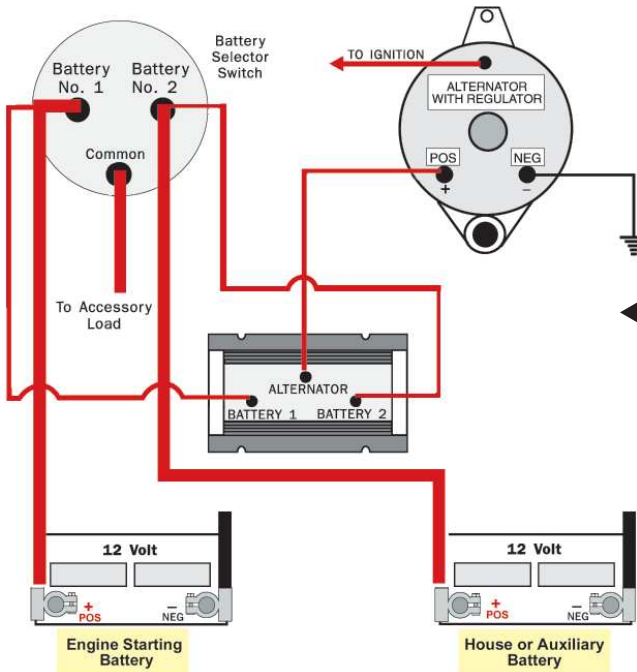




TYPICAL BATTERY ISOLATOR CIRCUITS

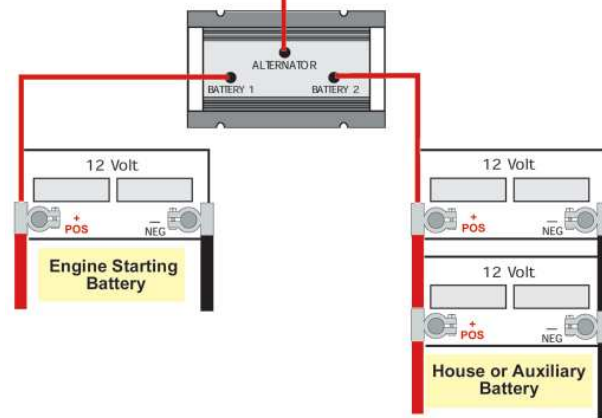
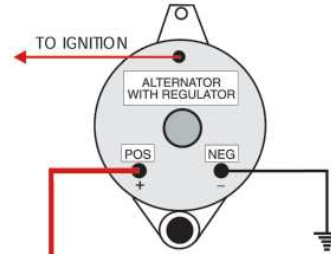
The most common battery isolator is the one alternator, two battery unit. It doesn't matter how many batteries are connected in parallel to the battery 1 or 2 terminal.

Remember, when batteries are connected in parallel, they become one large battery.

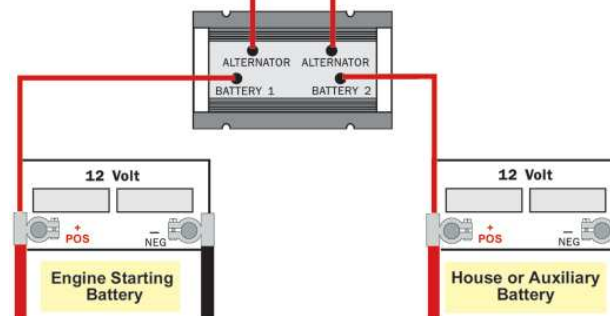
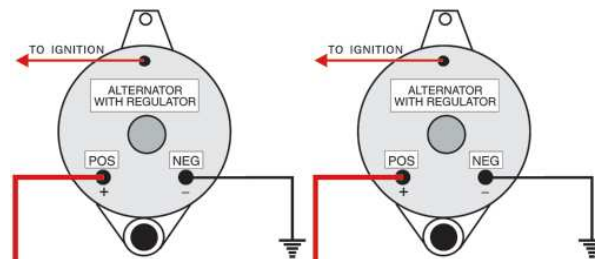


The two alternator, two battery isolator allows both alternators to charge both batteries.

In the event of one alternator failure, both batteries would be maintained by the working alternator.



The one alternator, two battery isolator with a battery selector switch will allow both banks of batteries to be charged regardless of what position the battery selector switch is in.





INBOARD/OUTBOARD BATTERY ISOLATORS

Battery isolators are solid-state devices which allow electrical current to flow in one direction only, thus permitting the alternator to be connected directly to two batteries without fear of one higher charged battery discharging into the lower charged battery. Both batteries are always being charged automatically, in proportion, to their needs, whenever the engine is running. When battery isolators are used in conjunction with selector switches, it is not necessary to change the switch position to provide for charging of both batteries. Isolators provide proportioning of the output or charging current on the alternator to the batteries as required, regardless of switch position. Rated for use with 10 to 350 amp alternators on 12, 24, or 32 volt negative ground systems.




NOTE

Battery Isolators cannot be used on 12 volt charging systems with 24 volt trolling motors.

BI-0702

1 Alternator, 2 Batteries
70 Amp max



BI-1202-3A

1 Alternator,
2 Batteries
120 Amp max
Includes: Exciter Terminal



BI-0702-4

1 Alternator, 2 Batteries
70 Amp max
Includes: Regulator
sensing terminal



BI-1203

1 Alternator,
3 Batteries
120 Amp max



BI-0703

1 Alternator, 3 Batteries
70 Amp max



BI-1203-3A

1 Alternator,
3 Batteries
120 Amp max
Includes Exciter Terminal



BI-1202

1 Alternator,
2 Batteries
120 Amp max



BI-1602

1 Alternator,
2 Batteries
160 Amp max



© ARCO STARTING & CHARGING SPECIALISTS

Toll Free 800-722-2720 • Phone 850-455-5476 • Fax 850-453-2630 • www.arcomarine.com

INBOARD/OUTBOARD BATTERY ISOLATORS



NOTE

Battery Isolators cannot be used on 12 volt charging systems with 24 volt trolling motors.

BI-1603

1 Alternator,
3 Batteries
160 Amp max



BI-2703-4

2 Alternators,
3 Batteries
70 Amp max
Includes: Regulator
sensing terminal



BI-2402

1 Alternator,
2 Batteries
240 Amp max



BI-3202

2 Alternators,
2 Batteries
120 Amp max



BI-2702

2 Alternators,
2 Batteries
70 Amp max



BI-3203

2 Alternators,
3 Batteries
120 Amp max



BI-2703

2 Alternators,
3 Batteries
70 Amp max

